

# With Imagine360, you're never alone.

To get the most out of your health plan, explore these resources to get off to a good start:

- 1 Get help finding a provider
- 2 Register for your plan's online portal
- 3 Update your current medical conditions
- 4 Access our clinical team


Your well-being is our top priority. Our goal is to surround you with the support you need to stay healthy and pay less for healthcare. Call us anytime using the number on the front of your Benefits ID card.

## 1 Get help finding a provider

Call the number on the front of your Benefits ID card, and our member experience team will help you find a provider that works for your needs.


### Our team will help you:


- Find Imagine Health provider partners who have been selected for quality care
- Compare providers based on quality scores and estimated costs
- Select providers that work well with your health plan



**General Memorial**  
 5 Memorial Parkway, Dallas TX 75225  
[800.555.1212](tel:800.555.1212) | Miles: 5.1 | [Map View](#)

Historic Acceptance

Member Preference



**Quantros Quality Score**  
 Excellent

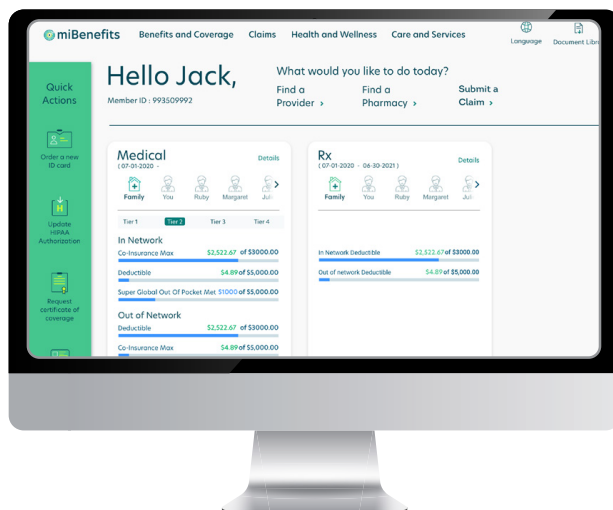
**Cost**  


## 2 Register for your plan's online portal

Our online portal and mobile app are great resources to help you manage your health plan. You'll have 24/7 access to your benefit information, provider directory, claim status and you can even download your ID card.

### It's easy to register:

- Visit [mibenefits.gpatpa.com](https://mibenefits.gpatpa.com)
- Follow the steps to create an account



### 3 Let us know about your current medical conditions

If you have an existing condition or an active treatment plan, we want to make sure your medical care continues smoothly as you transition to your new plan.

**Please notify us if you or your covered family members:**

- Are undergoing treatment
- Have a complex medical condition
- Have a scheduled procedure within the first 30 days of the plan-effective date

Simply complete a Transition of Care form during open enrollment to get started. You can also complete the form online after signing in to [mibenefits.gpatpa.com](https://mibenefits.gpatpa.com) in the Document Library.




### 4 Work with our clinical team

Your plan has experienced nurses and licensed professional counselors on hand to provide one-on-one support for you and your caregivers.

**Here are just a few of the conditions we support:**

- Diabetes
- Congestive heart failure
- Asthma
- Chronic Obstructive Pulmonary Disease (COPD)
- Depression
- Maternity
- Hypertension

Our team can offer guidance and education regarding your treatment plan, diagnosis care options and medications, as well as answer all your questions. These services are available at no additional cost to you and are completely confidential.



**We're here for you with expert service and support.**

Use the contact information on your **Benefits ID card** to get in touch with a member experience representative.

